

Triangle Furniture Systems

PART OF **PLANMECA** GROUP



Evolution™ Series 2026

Rigorous with protocol, seamless on integration

Our Design Philosophy

Since our beginning, we are dedicated to designing dental furniture that goes beyond just functionality. Our products are carefully crafted with three core principles in mind: **ERGONOMICS**, **ORGANIZATION**, and **INFECTION CONTROL** protocol.

We understand that a comfortable, efficient workspace is essential for both dental professionals and their patients. That's why our furniture is designed to support healthy posture, reduce strain, and optimize workflow, so you can focus on what matters most: providing exceptional care.

Organization is key to a streamlined practice. Our solutions incorporate smart storage solutions, helping you keep your equipment and supplies within reach while minimizing clutter.

When it comes to patient safety, we prioritize infection control. Every piece is crafted with materials that are easy to disinfect and maintain, ensuring a clean and safe environment for both patients and staff.

With Triangle, you can trust that your dental practice is equipped with furniture designed to enhance productivity, comfort, and safety, all while maintaining a modern aesthetic.

We truly appreciate your confidence in us!

Yours Truly, Triangle Team



The Evolution Model


The Evolution range is designed to support infection control standards and improve the organization of the dental clinic. Rather than functioning as conventional cabinetry, Evolution is conceived as an integrated work environment that actively supports the dental team's performance. Its purpose is to create a functional and intuitive space that aligns with recommended work methods and clinical protocols.

At the core of the Evolution design is ergonomics. The system is built around the oral cavity as the central point of the working environment. Thanks to a patented three-axis movement mechanism and an off-centered pivot point, the work surface moves fluidly around the patient's mouth. This allows the surface to follow the natural working positions of both the dentist and the assistant.

The Evolution environment adapts seamlessly to both two-handed and four-handed dentistry, as well as to right- and left-handed practitioners. Treatment instruments and materials are positioned on a patient-dedicated surface close to the treatment zone. The patented satellite surface ensures optimal accessibility and smooth movement, improving workflow efficiency and reducing unnecessary strain.

Triangle's mission has always been to create a functional and supportive environment, while assisting dental staff to comply with recommended performance practices.





UMT41-T-ARMC

UMT41-T-ARMC

- Upper left, central & right with solid laminated doors.
- Left & right storage for procedure tubs & trays (items not included) with 3x adjustable melamine shelves in each section.
- Central space for CPU tower (available space: 10" wide x 15" deep x 20" high). Ventilation grids on top.
- Undermount LED lighted strip.
- Undermount left/right sliding monitor arm option (monitor not included).

Satellite Surface™

- Large rotating work surface (25.5"x17.75") in Corian® that moves on three axes (accessories not included).
- Marine edge to prevent runoff in the event of an accidental spill.

Satellite Surface

EVO41-Vac2

- Lower Treatment modules (approx. 18" each) with internal sliding pocket doors.
- O-ELEC; Including pre-wire electrical kit.
- O-S1D2L; Left section of the treatment module includes:
- Pocket door, giving access to; 1x pull-out laminated working surface & 2x internal drawers with soft-closing.
 - 1x Lower drawer with soft-closing.
- O-Vac2; Central technical section:
- Pull-out 4" door giving access to a sharp container.
 - Integration of an Assistant package: Instruments holder, 2x HVE, 1x SE, 1x syringe.
- O-2DR; Right section of the treatment module includes:
- Pocket door, giving access to; - 2x internal drawers with soft-closing.
 - 1x Lower drawer with soft-closing.

EVO41-Vac2

LOWER MODULES

p.6-7

UPPER MODULES

p.8

EVO™ SIDE (ES)

p.9

EVO™ REAR (ER)

p.10-51

CONFIGURATIONS

p.52-53

COLORED ROOMS

p.54-55

CORIAN®

p.56-57

COLOR CHART

p.58-59

EV041 - LOWER MODULES

EV041 - LOWER MODULES (N)



EVO41

Lower rear cabinet
 - Satellite Surface™ : large Corian® working surface (25.5"x17.75") with drip edge, sliding and rotating mechanism
 - left treatment module with 1 pocket door (O-S1D2L: 1 pull-out laminated working surface and 2 internal drawers) and 1 lower drawer
 - pull-out central section for easy access to 1 sharps container
 - right treatment module with 1 pocket door (O-D2R: 2 internal drawers) and 1 lower drawer
 - electrical kit for integrated outlets (CSA/UL certified)



EVO41-PD

Lower rear cabinet
 - Satellite Surface™ : large Corian® working surface (25.5"x17.75") with drip edge, sliding and rotating mechanism
 - left treatment module with 1 pocket door (O-S1D2L: 1 pull-out laminated working surface and 2 internal drawers) and 1 lower drawer
 - pull-out central section for easy access to 1 sharps container
 - right drawer module with 4 drawers
 - electrical kit for integrated outlets (CSA/UL certified)



EVO41-DP

Lower rear cabinet
 - Satellite Surface™ : large Corian® working surface (25.5"x17.75") with drip edge, sliding and rotating mechanism
 - left drawer module with 4 drawers
 - pull-out central section for easy access to 1 sharps container
 - right treatment module with 1 pocket door (O-D2R: 2 internal drawers) and 1 lower drawer
 - electrical kit for integrated outlets (CSA/UL certified)



EVO41-DD

Lower rear cabinet
 - Satellite Surface™ : large Corian® working surface (25.5"x17.75" with drip edge, sliding and rotating mechanism
 - left drawer module with 4 drawers
 - pull-out central section for easy access to 1 sharps container
 - right drawer module with 4 drawers



EVO41-Vac



EVO41-PD-Vac



EVO41-DP-Vac



EVO41-DD-Vac

Option O-VAC1
 - assistant kit fixed on the Satellite Surface™ (1 HVE, 1 SE, 1 syringe)
 - pull-out central section for easy access to water bottle, solids collector and sharps container

Option O-VAC2
 - assistant kit fixed on the Satellite Surface™ (2 HVE, 1 SE, 1 syringe)
 - pull-out central section for easy access to water bottle, solids collector and sharps container



EVO41-NDP

Lower rear cabinet
 - Satellite Surface™ : large Corian® working surface (25.5"x17.75") with drip edge, sliding and rotating mechanism
 - left drawer module with 4 drawers
 - central section with space for nitrous oxide device (fixed front panel and folding door)
 - right treatment module with 1 door (O-S1D2R: 1 pull-out laminated working surface and 2 internal drawers)



EVO41-NDP-VAC

Lower rear cabinet : EVO41-NDP
 + VAC:
 Option O-VAC1
 - assistant kit fixed on the Satellite Surface™ (1 HVE, 1 SE, 1 syringe)
 - pull-out central section for easy access to water bottle, solids collector and sharps container
 Option O-VAC2
 - assistant kit fixed on the Satellite Surface™ (2 HVE, 1 SE, 1 syringe)
 - pull-out central section for easy access to water bottle, solids collector and sharps container



EVO41-NPP

Lower rear cabinet
 - Satellite Surface™ : large Corian® working surface (25.5"x17.75") with drip edge, sliding and rotating mechanism
 - left drawer module with 4 drawers
 - pull-out central section for easy access to 1 sharps container
 - right treatment module with 1 pocket door (O-D2R: 2 internal drawers) and 1 lower drawer
 - electrical kit for integrated outlets (CSA/UL certified)



EVO41-NPP-VAC

Lower rear cabinet : EVO41-NPP
 + VAC:
 Option O-VAC1
 - assistant kit fixed on the Satellite Surface™ (1 HVE, 1 SE, 1 syringe)
 - pull-out central section for easy access to water bottle, solids collector and sharps container
 Option O-VAC2
 - assistant kit fixed on the Satellite Surface™ (2 HVE, 1 SE, 1 syringe)
 - pull-out central section for easy access to water bottle, solids collector and sharps container

EV041 - UPPER MODULES

Evolution™ Side Models

Slim Evolution – Doctor Assistance Models



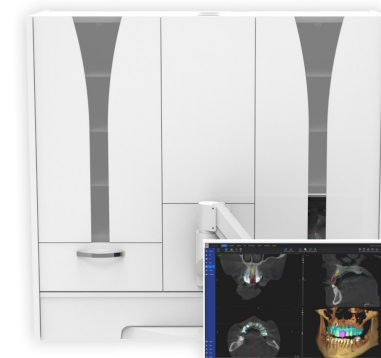
UMT41-P

Upper rear module - wall mounted -
 - upper left and right storage modules for procedure tubs and trays (items not included), solid door, 3 adjustable melamine shelves and 1 lower drawer in each section
 - central section for CPU tower (10" wide x 15" deep x 20" high), ventilation grids on top
 - easy accessible intermediate section during treatment for procedural or universal tubs (1 manual pull-out Corian® surface with retractable facing)
 - LED lighted countertop



UMT41-T

«Upper rear module - wall mounted -
 - upper left and right storage modules for procedure tubs and trays (items not included), solid door and 3 adjustable melamine shelves in each section
 - central section for CPU tower (10" wide x 15" deep x 20" high), ventilation grids on top
 - LED lighted countertop»



UMT41-P-W



UMT41-T-W

Option O-W
 - upper left and right storage modules for procedure tubs and trays (items not included)
 - door with translucent insert, 3 adjustable acrylic shelves and LED light in each section

Option O-ARMU
 Monitor arm and control handle (monitor not included)

Option O-ARMC
 Sliding monitor arm (monitor not included)

ES28
Sink Model



ES28-R
Sink Model



ES53
Sink Model with Storage



ES53-R
Sink Model with Storage



ES47
Sink Model with Drawers



ES47-R
Sink Model with Drawers



ES67
Sink Model with Storage & Drawers



ES67-R
Sink Model with Storage & Drawers



Evolution™ Rear 59" (4'11")



UPPER MODULES

UEP End panel for upper module (high pressure laminate)

UMLH650 Upper hygiene module - Wall mounted

- hygiene storage with door and manual lifting system
- dispensers for hand sanitizer, soap, paper towel, gloves and plastic cups
- 1 fixed shelf

UMLT800 Upper hygiene module - Wall mounted (possible width: 300 to 800mm)

- storage door module with manual lifting system
- 1 fixed shelf
- 3 adjustable shelves

UEP End panel for upper module (high pressure laminate)

LOWER MODULES

LEP End panel for lower module (high pressure laminate)

LMS450 Sink module

- stainless steel undermount sink and hands-free faucet
- 1 door and garbage bin included

LMT500 Treatment module (possible width: 400mm - 500mm - 600mm)

- flip-up & retractable door giving access to 1 pull-out working surface and 1 internal drawer
- 2 lower drawers
- 1 compartmented insert


LMD5A500 Storage module with drawers (possible width: 300 to 650mm)

- lower storage with 5 drawers (without organizer)

LEP End panel for lower module (high pressure laminate)

All front panels are made of High Pressure Laminate (different colors available) | All door hinges and drawer slides have soft-closing mechanism | The toe-kicks are water resistant and 150mm (6") high

Evolution™ Rear 63" (5'3")



UPPER MODULES

UEP End panel for upper module (high pressure laminate)

UMLH650 Upper hygiene module - Wall mounted

- hygiene storage with door and manual lifting system
- dispensers for hand sanitizer, soap, paper towel, gloves and plastic cups
- 1 fixed shelf

UMLT900 Upper hygiene module - Wall mounted

- storage door module with manual lifting system
- 1 fixed shelf
- 3 adjustable shelves

UEP End panel for upper module (high pressure laminate)

LOWER MODULES

LEP End panel for lower module (high pressure laminate)

LMS450 Sink module

- stainless steel undermount sink and hands-free faucet
- 1 door and garbage bin included

LMD5A300 Storage module with drawers (possible width: 300 to 650mm)

- lower storage with 5 drawers (without organizer)

LMT500 Treatment module (possible width: 400mm - 500mm - 600mm)

- flip-up & retractable door giving access to 1 pull-out working surface and 1 internal drawer
- 2 lower drawers
- 1 compartmented insert

LMC300 Storage module for computer

- storage door module
- pre-installed USB fan

LEP End panel for lower module (high pressure laminate)

Evolution™ Rear 67" (5'7")



UPPER MODULES

UEP End panel for upper module (high pressure laminate)

UMLH650 Upper hygiene module - Wall mounted

- hygiene storage with door and manual lifting system
- dispensers for hand sanitizer, soap, paper towel, gloves and plastic cups
- 1 fixed shelf

UMLT500 Upper hygiene module - Wall mounted (possible width: 300 to 800mm)

- storage door module with manual lifting system
- 1 fixed shelf
- 3 adjustable shelves

UMLT500 Upper hygiene module - Wall mounted (possible width: 300 to 800mm)

- storage door module with manual lifting system
- 1 fixed shelf
- 3 adjustable shelves

UEP End panel for upper module (high pressure laminate)

LOWER MODULES

LEP End panel for lower module (high pressure laminate)

LMS450 Sink module

- stainless steel undermount sink and hands-free faucet
- 1 door and garbage bin included

LMT500 Treatment module (possible width: 400mm - 500mm - 600mm)

- flip-up & retractable door giving access to 1 pull-out working surface and 1 internal drawer
- 2 lower drawers
- 1 compartmented insert

LMD5A400 Storage module with drawers (possible width: 300 to 650mm)

- lower storage with 5 drawers (without organizer)


LMC300 Storage module for computer

- storage door module
- pre-installed USB fan

LEP End panel for lower module (high pressure laminate)

All front panels are made of High Pressure Laminate (different colors available) | All door hinges and drawer slides have soft-closing mechanism | The toe-kicks are water resistant and 150mm (6") high

Evolution™ Rear 68" (5'8") - A



UPPER MODULES

UEP End panel for upper module (high pressure laminate)

UMLH650 Upper hygiene module - Wall mounted

- hygiene storage with door and manual lifting system
- dispensers for hand sanitizer, soap, paper towel, gloves and plastic cups
- 1 fixed shelf

UMT41-T Upper rear module - Wall mounted

- upper left and right storage modules for procedure tubs and trays (items not included), solid door and 3 adjustable melamine shelves in each section
- central section for CPU tower (10" wide x 15" deep x 20" high), ventilation grids on top
- LED lighted countertop

Option O-W

- upper left and right storage modules for procedure tubs and trays (items not included)
- door with translucent insert, 3 adjustable acrylic shelves and LED light in each section

LOWER MODULES

LEP End panel for lower module (high pressure laminate)

LMS650 Sink module

- stainless steel undermount sink and hands-free faucet
- trash chute on countertop with garbage bin included
- 2 doors

EVO41-DD Lower rear cabinet

- Satellite Surface™ : large Corian® working surface (25.5"x17.75") with drip edge, sliding and rotating mechanism
- left drawer module with 4 drawers
- pull-out central section for easy access to 1 sharps container
- right drawer module with 4 drawers"

LEP End panel for lower module (high pressure laminate)

All front panels are made of High Pressure Laminate (different colors available) | All door hinges and drawer slides have soft-closing mechanism | The toe-kicks are water resistant and 150mm (6") high

Evolution™ Rear 68" (5'8") - B

Mounted Module (MM)



UPPER MODULES

UEP End panel for upper module (high pressure laminate)

UMLH650 Upper hygiene module - Wall mounted

- hygiene storage with door and manual lifting system
- dispensers for hand sanitizer, soap, paper towel, gloves and plastic cups
- 1 fixed shelf

UMT41-P Upper rear module - wall mounted

- upper left and right storage modules for procedure tubs and trays (items not included), solid door, 3 adjustable melamine shelves and 1 lower drawer in each section
- central section for CPU tower (10" wide x 15" deep x 20" high), ventilation grids on top
- easy accessible intermediate section during treatment for procedural or universal tubs (1 manual pull-out Corian® surface with retractable facing)
- LED lighted countertop

Option O-W

- upper left and right storage modules for procedure tubs and trays (items not included)
- door with translucent insert, 3 adjustable acrylic shelves and LED light in each section

Option O-ARMU

Monitor arm and control handle (monitor not included)

LOWER MODULES

MEP End panel for lower wall mounted module (high pressure laminate)

MMS650 Sink module - Wall mounted

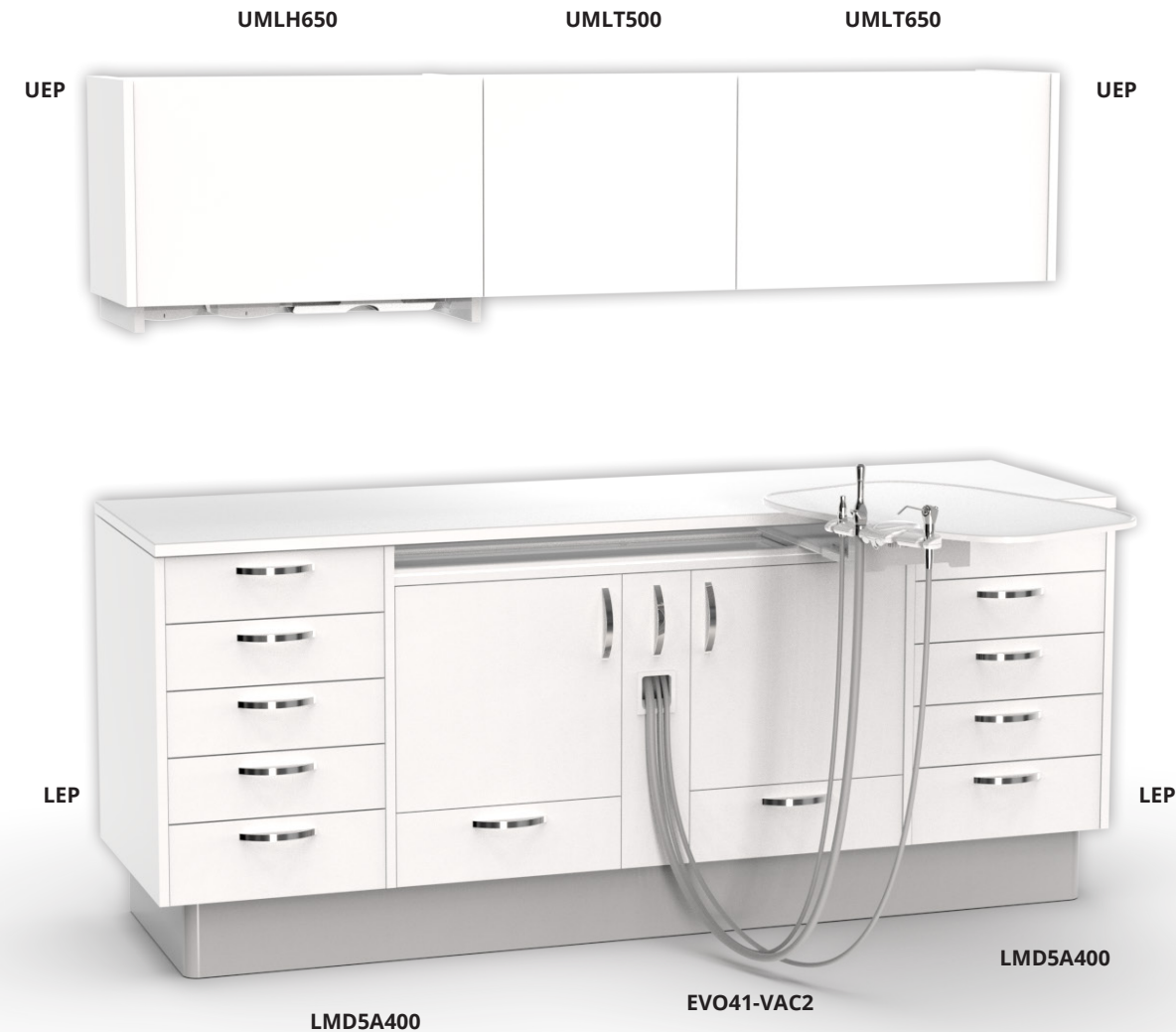
- stainless steel undermount sink and hands-free faucet
- trash chute on countertop with garbage bin included
- 2 doors

EVO41-DD Lower rear cabinet

- Satellite Surface™ : large Corian® working surface (25.5"x17.75") with drip edge, sliding and rotating mechanism
- left drawer module with 4 drawers
- pull-out central section for easy access to 1 sharps container
- right drawer module with 4 drawers"

LEP End panel for lower module (high pressure laminate)

Evolution™ Rear 74" (6'2")



UPPER MODULES

UEP End panel for upper module (high pressure laminate)

UMLH650 Upper hygiene module - Wall mounted

- hygiene storage with door and manual lifting system
- dispensers for hand sanitizer, soap, paper towel, gloves and plastic cups
- 1 fixed shelf

UMLT500 Upper hygiene module - Wall mounted (possible width: 300 to 800mm)

- storage door module with manual lifting system
- 1 fixed shelf
- 3 adjustable shelves

UMLT650 Upper hygiene module - Wall mounted (possible width: 300 to 800mm)

- storage door module with manual lifting system
- 1 fixed shelf
- 3 adjustable shelves

UEP End panel for upper module (high pressure laminate)

LOWER MODULES

LEP End panel for lower module (high pressure laminate)

LMD5A400 Storage module with drawers (possible width: 300 to 650mm)

- lower storage with 5 drawers (without organizer)

EVO41 Lower rear cabinet


- Satellite Surface™ : large Corian® working surface (25.5" x 17.75") with drip edge, sliding and rotating mechanism
- left treatment module with 1 pocket door (O-S1D2L: 1 pull-out laminated working surface and 2 internal drawers) and 1 lower drawer
- pull-out central section for easy access to 1 sharps container
- right treatment module with 1 pocket door (O-D2R: 2 internal drawers) and 1 lower drawer
- electrical kit for integrated outlets (CSA/UL certified)
- Option O-VAC2**
- assistant kit fixed on the Satellite Surface™ (2 HVE, 1 SE, 1 syringe)
- pull-out central section for easy access to water bottle, solids collector and sharps container

LMD5A400 Storage module with drawers (possible width: 300 to 650mm)

- lower storage with 5 drawers (without organizer)

LEP End panel for lower module (high pressure laminate)

Evolution™ Rear 75" (6'3")



UPPER MODULES

UEP End panel for upper module (high pressure laminate)

UMLH650 Upper hygiene module - Wall mounted

- hygiene storage with door and manual lifting system
- dispensers for hand sanitizer, soap, paper towel, gloves and plastic cups
- 1 fixed shelf

UMLT600 Upper hygiene module - Wall mounted (possible width: 300 to 800mm)

- storage door module with manual lifting system
- 1 fixed shelf
- 3 adjustable shelves

UMLT600 Upper hygiene module - Wall mounted (possible width: 300 to 800mm)

- storage door module with manual lifting system
- 1 fixed shelf
- 3 adjustable shelves

UEP End panel for upper module (high pressure laminate)

LOWER MODULES

LEP End panel for lower module (high pressure laminate)

LMS650 Sink module

- stainless steel undermount sink and hands-free faucet
- trash chute on countertop with garbage bin included
- 2 doors

LMP400 Storage module (possible width: 200 to 800mm)

- lower storage with door(s) and 1 adjustable shelf

LMT500 Treatment module (possible width: 400mm - 500mm - 600mm)

- flip-up & retractable door giving access to 1 pull-out working surface and 1 internal drawer
- 2 lower drawers
- 1 compartmented insert

LMC300 Storage module for computer

- storage door module
- pre-installed USB fan

LEP End panel for lower module (high pressure laminate)

Evolution™ Rear 80" (6'8")



UPPER MODULES

UEP End panel for upper module (high pressure laminate)

UMLT450 Upper hygiene module - Wall mounted (possible width: 300 to 800mm)
 - storage door module with manual lifting system
 - 1 fixed shelf
 - 3 adjustable shelves

UMLT450 Upper hygiene module - Wall mounted (possible width: 300 to 800mm)
 - storage door module with manual lifting system
 - 1 fixed shelf
 - 3 adjustable shelves

UMLT450 Upper hygiene module - Wall mounted (possible width: 300 to 800mm)
 - storage door module with manual lifting system
 - 1 fixed shelf
 - 3 adjustable shelves

UMLH650 Upper hygiene module - Wall mounted
 - hygiene storage with door and manual lifting system
 - dispensers for hand sanitizer, soap, paper towel, gloves and plastic cups
 - 1 fixed shelf

UEP End panel for upper module (high pressure laminate)

LOWER MODULES

LEP End panel for lower module (high pressure laminate)

LMC300 Storage module for computer
 - storage door module
 - pre-installed USB fan

EVO41-PD Lower rear cabinet
 - Satellite Surface™ : large Corian® working surface (25.5"x17.75") with drip edge, sliding and rotating mechanism
 - left treatment module with 1 pocket door (O-S1D2L: 1 pull-out laminated working surface and 2 internal drawers) and 1 lower drawer
 - pull-out central section for easy access to 1 sharps container
 - right drawer module with 4 drawers
 - electrical kit for integrated outlets (CSA/UL certified)

LMS650 Sink module
 - stainless steel undermount sink and hands-free faucet
 - trash chute on countertop with garbage bin included
 - 2 doors

LEP End panel for lower module (high pressure laminate)

All front panels are made of High Pressure Laminate (different colors available) | All door hinges and drawer slides have soft-closing mechanism | The toe-kicks are water resistant and 150mm (6") high

Evolution™ Rear 84" (7') - A



UPPER MODULES

UEP End panel for upper module (high pressure laminate)

UMLH650 Upper hygiene module - Wall mounted
 - hygiene storage with door and manual lifting system
 - dispensers for hand sanitizer, soap, paper towel, gloves and plastic cups
 - 1 fixed shelf

UMLT400 Upper hygiene module - Wall mounted (possible width: 300 to 800mm)
 - storage door module with manual lifting system
 - 1 fixed shelf
 - 3 adjustable shelves

UMT41-P Upper rear module - wall mounted
 - upper left and right storage modules for procedure tubs and trays (items not included), solid door, 3 adjustable melamine shelves and 1 lower drawer in each section
 - central section for CPU tower (10" wide x 15" deep x 20" high), ventilation grids on top
 - easy accessible intermediate section during treatment for procedural or universal tubs (1 manual pull-out Corian® surface with retractable facing)
 - LED lighted countertop
Option O-W
 - upper left and right storage modules for procedure tubs and trays (items not included)
 - door with translucent insert, 3 adjustable acrylic shelves and LED light in each section
Option O-ARMU
 Monitor arm and control handle (monitor not included)

LOWER MODULES

LEP End panel for lower module (high pressure laminate)

LMS650 Sink module
 - stainless steel undermount sink and hands-free faucet
 - trash chute on countertop with garbage bin included
 - 2 doors

LMD5A400 Storage module with drawers (possible width: 300 to 650mm)
 - lower storage with 5 drawers (without organizer)

EVO41 Lower rear cabinet
 - Satellite Surface™ : large Corian® working surface (25.5"x17.75") with drip edge, sliding and rotating mechanism
 - left treatment module with 1 pocket door (O-S1D2L: 1 pull-out laminated working surface and 2 internal drawers) and 1 lower drawer
 - pull-out central section for easy access to 1 sharps container
 - right treatment module with 1 pocket door (O-D2R: 2 internal drawers) and 1 lower drawer
 - electrical kit for integrated outlets (CSA/UL certified)

All front panels are made of High Pressure Laminate (different colors available) | All door hinges and drawer slides have soft-closing mechanism | The toe-kicks are water resistant and 150mm (6") high

Evolution™ Rear 84" (7') - B



UPPER MODULES

UEP End panel for upper module (high pressure laminate)

UMLH650 Upper hygiene module - Wall mounted
 - hygiene storage with door and manual lifting system
 - dispensers for hand sanitizer, soap, paper towel, gloves and plastic cups
 - 1 fixed shelf

UMT41-P Upper rear module - wall mounted
 - upper left and right storage modules for procedure tubs and trays (items not included), solid door, 3 adjustable melamine shelves and 1 lower drawer in each section
 - central section for CPU tower (10" wide x 15" deep x 20" high), ventilation grids on top
 - easy accessible intermediate section during treatment for procedural or universal tubs (1 manual pull-out Corian® surface with retractable facing)
 - LED lighted countertop

Option O-W
 - upper left and right storage modules for procedure tubs and trays (items not included)
 - door with translucent insert, 3 adjustable acrylic shelves and LED light in each section

Option O-ARMU
 Monitor arm and control handle (monitor not included)

UMLT400 Upper hygiene module - Wall mounted (possible width: 300 to 800mm)
 - storage door module with manual lifting system
 - 1 fixed shelf
 - 3 adjustable shelves

UEP End panel for upper module (high pressure laminate)

LOWER MODULES

LEP End panel for lower module (high pressure laminate)

LMS650 Sink module
 - stainless steel undermount sink and hands-free faucet
 - trash chute on countertop with garbage bin included
 - 2 doors

EVO41 Lower rear cabinet
 - Satellite Surface™ : large Corian® working surface (25.5"x17.75") with drip edge, sliding and rotating mechanism
 - left treatment module with 1 pocket door (O-S1D2L: 1 pull-out laminated working surface and 2 internal drawers) and 1 lower drawer
 - pull-out central section for easy access to 1 sharps container
 - right treatment module with 1 pocket door (O-D2R: 2 internal drawers) and 1 lower drawer
 - electrical kit for integrated outlets (CSA/UL certified)

LMD5A400 Storage module with drawers (possible width: 300 to 650mm)
 - lower storage with 5 drawers (without organizer)

LEP End panel for lower module (high pressure laminate)

All front panels are made of High Pressure Laminate (different colors available) | All door hinges and drawer slides have soft-closing mechanism | The toe-kicks are water resistant and 150mm (6") high

Evolution™ Rear 91" (7'7")



UPPER MODULES

UEP End panel for upper module (high pressure laminate)

UMLH650 Upper hygiene module - Wall mounted

- hygiene storage with door and manual lifting system
- dispensers for hand sanitizer, soap, paper towel, gloves and plastic cups
- 1 fixed shelf

UMLT600 Upper hygiene module - Wall mounted (possible width: 300 to 800mm)

- storage door module with manual lifting system
- 1 fixed shelf
- 3 adjustable shelves

UMLT1035 Upper hygiene module - Wall mounted

- storage door module with manual lifting system
- 1 fixed shelf
- 3 adjustable shelves

UEP End panel for upper module (high pressure laminate)

LOWER MODULES

LEP End panel for lower module (high pressure laminate)

LMS650 Sink module

- stainless steel undermount sink and hands-free faucet
- trash chute on countertop with garbage bin included
- 2 doors

LMC300 Storage module for computer

- storage door module
- pre-installed USB fan

LMD5A300 Storage module with drawers (possible width: 300 to 650mm)

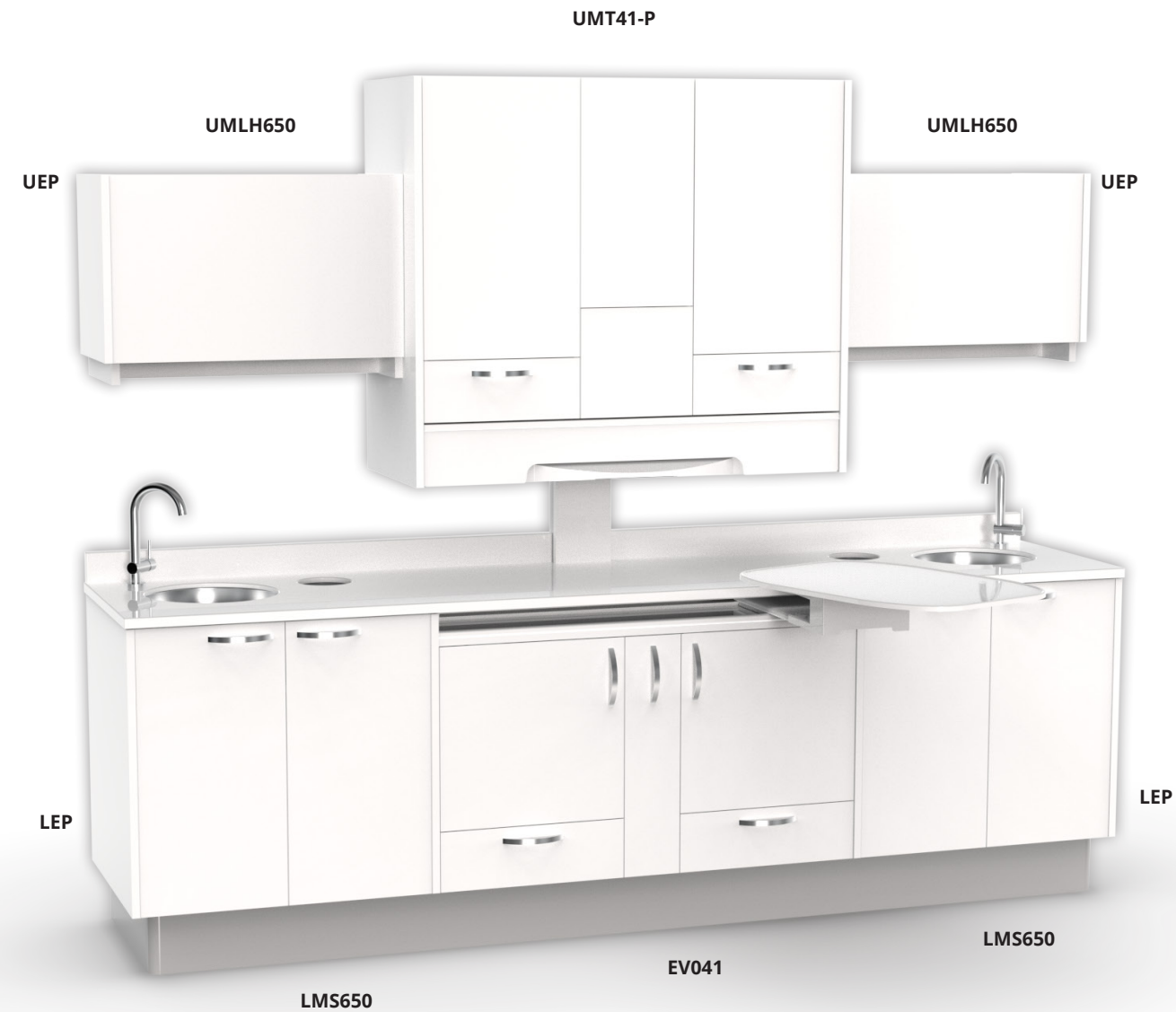
- lower storage with 5 drawers (without organizer)

EVO41 Lower rear cabinet

- Satellite Surface™ : large Corian® working surface (25.5"x17.75") with drip edge, sliding and rotating mechanism
- left treatment module with 1 pocket door (O-S1D2L: 1 pull-out laminated working surface and 2 internal drawers) and 1 lower drawer
- pull-out central section for easy access to 1 sharps container
- right treatment module with 1 pocket door (O-D2R: 2 internal drawers) and 1 lower drawer
- electrical kit for integrated outlets (CSA/UL certified)

LEP End panel for lower module (high pressure laminate)

Evolution™ Rear 94" (7'10") - A



UPPER MODULES

UEP End panel for upper module (high pressure laminate)

UMLH650 Upper hygiene module - Wall mounted

- hygiene storage with door and manual lifting system
- dispensers for hand sanitizer, soap, paper towel, gloves and plastic cups
- 1 fixed shelf

UMT41-P Upper rear module - wall mounted

- upper left and right storage modules for procedure tubs and trays (items not included), solid door, 3 adjustable melamine shelves and 1 lower drawer in each section
- central section for CPU tower (10" wide x 15" deep x 20" high), ventilation grids on top
- easy accessible intermediate section during treatment for procedural or universal tubs (1 manual pull-out Corian® surface with retractable facing)
- LED lighted countertop

UMLH650 Upper hygiene module - Wall mounted

- hygiene storage with door and manual lifting system
- dispensers for hand sanitizer, soap, paper towel, gloves and plastic cups
- 1 fixed shelf

UEP End panel for upper module (high pressure laminate)

LOWER MODULES

LEP End panel for lower module (high pressure laminate)

LMS650 Sink module

- stainless steel undermount sink and hands-free faucet
- trash chute on countertop with garbage bin included
- 2 doors

EVO41 Lower rear cabinet

- Satellite Surface™ : large Corian® working surface (25.5"x17.75") with drip edge, sliding and rotating mechanism
- left treatment module with 1 pocket door (O-S1D2L: 1 pull-out laminated working surface and 2 internal drawers) and 1 lower drawer
- pull-out central section for easy access to 1 sharps container
- right treatment module with 1 pocket door (O-D2R: 2 internal drawers) and 1 lower drawer
- electrical kit for integrated outlets (CSA/UL certified)

LMS650 Sink module

- stainless steel undermount sink and hands-free faucet
- trash chute on countertop with garbage bin included
- 2 doors

LEP End panel for lower module (high pressure laminate)

All front panels are made of High Pressure Laminate (different colors available) | All door hinges and drawer slides have soft-closing mechanism | The toe-kicks are water resistant and 150mm (6") high

Evolution™ Rear 94" (7'10") - B



UPPER MODULES

UEP End panel for upper module (high pressure laminate)

UMLH650 Upper hygiene module - Wall mounted
 - hygiene storage with door and manual lifting system
 - dispensers for hand sanitizer, soap, paper towel, gloves and plastic cups
 - 1 fixed shelf

UMT41-P Upper rear module - wall mounted
 - upper left and right storage modules for procedure tubs and trays (items not included), solid door, 3 adjustable melamine shelves and 1 lower drawer in each section
 - central section for CPU tower (10" wide x 15" deep x 20" high), ventilation grids on top
 - easy accessible intermediate section during treatment for procedural or universal tubs (1 manual pull-out Corian® surface with retractable facing)
 - LED lighted countertop
Option O-ARMU
 Monitor arm and control handle (monitor not included)

UMLH650 Upper hygiene module - Wall mounted
 - hygiene storage with door and manual lifting system
 - dispensers for hand sanitizer, soap, paper towel, gloves and plastic cups
 - 1 fixed shelf

UEP End panel for upper module (high pressure laminate)

LOWER MODULES

LEP End panel for lower module (high pressure laminate)

LMS650 Sink module
 - stainless steel undermount sink and hands-free faucet
 - trash chute on countertop with garbage bin included
 - 2 doors

EVO41 Lower rear cabinet
 - Satellite Surface™ : large Corian® working surface (25.5"x17.75") with drip edge, sliding and rotating mechanism
 - left treatment module with 1 pocket door (O-S1D2L: 1 pull-out laminated working surface and 2 internal drawers) and 1 lower drawer
 - pull-out central section for easy access to 1 sharps container
 - right treatment module with 1 pocket door (O-D2R: 2 internal drawers) and 1 lower drawer
 - electrical kit for integrated outlets (CSA/UL certified)

LMS650 Sink module
 - stainless steel undermount sink and hands-free faucet
 - trash chute on countertop with garbage bin included
 - 2 doors

LEP End panel for lower module (high pressure laminate)

All front panels are made of High Pressure Laminate (different colors available) | All door hinges and drawer slides have soft-closing mechanism | The toe-kicks are water resistant and 150mm (6") high

Evolution™ Rear 94" (7'10") - C



UPPER MODULES

UEP End panel for upper module (high pressure laminate)

UMLH650 Upper hygiene module - Wall mounted
 - hygiene storage with door and manual lifting system
 - dispensers for hand sanitizer, soap, paper towel, gloves and plastic cups
 - 1 fixed shelf

UMT41-T Upper rear module - Wall mounted
 - upper left and right storage modules for procedure tubs and trays (items not included), solid door and 3 adjustable melamine shelves in each section
 - central section for CPU tower (10" wide x 15" deep x 20" high), ventilation grids on top
 - LED lighted countertop
Option O-ARMC
 - Sliding monitor arm (monitor not included)

UMLH650 Upper hygiene module - Wall mounted
 - hygiene storage with door and manual lifting system
 - dispensers for hand sanitizer, soap, paper towel, gloves and plastic cups
 - 1 fixed shelf

UEP End panel for upper module (high pressure laminate)

LOWER MODULES

LEP End panel for lower module (high pressure laminate)

LMS650 Sink module
 - stainless steel undermount sink and hands-free faucet
 - trash chute on countertop with garbage bin included
 - 2 doors

EVO41 Lower rear cabinet
 - Satellite Surface™ : large Corian® working surface (25.5"x17.75") with drip edge, sliding and rotating mechanism
 - left treatment module with 1 pocket door (O-S1D2L: 1 pull-out laminated working surface and 2 internal drawers) and 1 lower drawer
 - pull-out central section for easy access to 1 sharps container
 - right treatment module with 1 pocket door (O-D2R: 2 internal drawers) and 1 lower drawer
 - electrical kit for integrated outlets (CSA/UL certified)

LMS650 Sink module
 - stainless steel undermount sink and hands-free faucet
 - trash chute on countertop with garbage bin included
 - 2 doors

LEP End panel for lower module (high pressure laminate)

All front panels are made of High Pressure Laminate (different colors available) | All door hinges and drawer slides have soft-closing mechanism | The toe-kicks are water resistant and 150mm (6") high

Evolution™ Rear 94" (7'10") - D



UPPER MODULES

UEP End panel for upper module (high pressure laminate)

UMLH650 Upper hygiene module - Wall mounted
 - hygiene storage with door and manual lifting system
 - dispensers for hand sanitizer, soap, paper towel, gloves and plastic cups
 - 1 fixed shelf

UMLT1035 Upper hygiene module - Wall mounted
 - storage door module with manual lifting system
 - 1 fixed shelf
 - 3 adjustable shelves

UMLT650 Upper hygiene module - Wall mounted (possible width: 300 to 800mm)
 - storage door module with manual lifting system
 - 1 fixed shelf
 - 3 adjustable shelves

UEP End panel for upper module (high pressure laminate)

LOWER MODULES

LEP End panel for lower module (high pressure laminate)

LMS650 Sink module
 - stainless steel undermount sink and hands-free faucet
 - trash chute on countertop with garbage bin included
 - 2 doors

EVO41 Lower rear cabinet
 - Satellite Surface™ : large Corian® working surface (25.5"x17.75") with drip edge, sliding and rotating mechanism
 - left treatment module with 1 pocket door (O-S1D2L: 1 pull-out laminated working surface and 2 internal drawers) and 1 lower drawer
 - pull-out central section for easy access to 1 sharps container
 - right treatment module with 1 pocket door (O-D2R: 2 internal drawers) and 1 lower drawer
 - electrical kit for integrated outlets (CSA/UL certified)

LMD4A400 Storage module with drawers (possible width: 300 to 650mm)
 - lower storage with 4 drawers (without organizer)

LMP350 Storage module (possible width: 200 to 800mm)
 - lower storage with door(s) and 1 adjustable shelf

LEP End panel for lower module (high pressure laminate)

All front panels are made of High Pressure Laminate (different colors available) | All door hinges and drawer slides have soft-closing mechanism | The toe-kicks are water resistant and 150mm (6") high

Evolution™ Rear 100" (8'4") - A



UPPER MODULES

UEP End panel for upper module (high pressure laminate)

UMLH650 Upper hygiene module - Wall mounted
 - hygiene storage with door and manual lifting system
 - dispensers for hand sanitizer, soap, paper towel, gloves and plastic cups
 - 1 fixed shelf

UMLT400 Upper hygiene module - Wall mounted (possible width: 300 to 800mm)
 - storage door module with manual lifting system
 - 1 fixed shelf
 - 3 adjustable shelves

UMT41-P Upper rear module - wall mounted
 - upper left and right storage modules for procedure tubs and trays (items not included), solid door, 3 adjustable melamine shelves and 1 lower drawer in each section
 - central section for CPU tower (10" wide x 15" deep x 20" high), ventilation grids on top
 - easy accessible intermediate section during treatment for procedural or universal tubs (1 manual pull-out Corian® surface with retractable facing)
 - LED lighted countertop
Option O-W
 - upper left and right storage modules for procedure tubs and trays (items not included)
 - door with translucent insert, 3 adjustable acrylic shelves and LED light in each section
Option O-ARMU
 Monitor arm and control handle (monitor not included)

UMLT400 Upper hygiene module - Wall mounted (possible width: 300 to 800mm)
 - storage door module with manual lifting system
 - 1 fixed shelf
 - 3 adjustable shelves

UEP End panel for upper module (high pressure laminate)

LOWER MODULES

LEP End panel for lower module (high pressure laminate)

LMS650 Sink module
 - stainless steel undermount sink and hands-free faucet
 - trash chute on countertop with garbage bin included
 - 2 doors


LMD5A400 Storage module with drawers (possible width: 300 to 650mm)
 - lower storage with 5 drawers (without organizer)

EVO41 Lower rear cabinet
 - Satellite Surface™ : large Corian® working surface (25.5"x17.75") with drip edge, sliding and rotating mechanism
 - left treatment module with 1 pocket door (O-S1D2L: 1 pull-out laminated working surface and 2 internal drawers) and 1 lower drawer
 - pull-out central section for easy access to 1 sharps container
 - right treatment module with 1 pocket door (O-D2R: 2 internal drawers) and 1 lower drawer
 - electrical kit for integrated outlets (CSA/UL certified)

LEP End panel for lower module (high pressure laminate)

All front panels are made of High Pressure Laminate (different colors available) | All door hinges and drawer slides have soft-closing mechanism | The toe-kicks are water resistant and 150mm (6") high

Evolution™ Rear 100" (8'4") - B



UPPER MODULES


- UEP** End panel for upper module (high pressure laminate)
- UMLH650** Upper hygiene module - Wall mounted
 - hygiene storage with door and manual lifting system
 - dispensers for hand sanitizer, soap, paper towel, gloves and plastic cups
 - 1 fixed shelf
- UMLT600** Upper hygiene module - Wall mounted (possible width: 300 to 800mm)
 - storage door module with manual lifting system
 - 1 fixed shelf
 - 3 adjustable shelves
- UMLT600** Upper hygiene module - Wall mounted (possible width: 300 to 800mm)
 - storage door module with manual lifting system
 - 1 fixed shelf
 - 3 adjustable shelves
- UMLH650** Upper hygiene module - Wall mounted
 - hygiene storage with door and manual lifting system
 - dispensers for hand sanitizer, soap, paper towel, gloves and plastic cups
 - 1 fixed shelf
- UEP** End panel for upper module (high pressure laminate)

LOWER MODULES

- LEP** End panel for lower module (high pressure laminate)
- LMS650** Sink module
 - stainless steel undermount sink and hands-free faucet
 - trash chute on countertop with garbage bin included
 - 2 doors
- LMD5A600** Storage module with drawers (possible width: 300 to 650mm)
 - lower storage with 5 drawers (without organizer)
- LMP600** Storage module (possible width: 200 to 800mm)
 - lower storage with door(s) and 1 adjustable shelf
- LMS650** Sink module
 - stainless steel undermount sink and hands-free faucet
 - trash chute on countertop with garbage bin included
 - 2 doors
- LEP** End panel for lower module (high pressure laminate)

All front panels are made of High Pressure Laminate (different colors available) | All door hinges and drawer slides have soft-closing mechanism | The toe-kicks are water resistant and 150mm (6") high

Evolution™ Rear 104" (8'8")



UPPER MODULES

UEP End panel for upper module (high pressure laminate)

UMLH650 Upper hygiene module - Wall mounted

- hygiene storage with door and manual lifting system
- dispensers for hand sanitizer, soap, paper towel, gloves and plastic cups
- 1 fixed shelf

UMLT450 Upper hygiene module - Wall mounted (possible width: 300 to 800mm)

- storage door module with manual lifting system
- 1 fixed shelf
- 3 adjustable shelves

UMLT450 Upper hygiene module - Wall mounted (possible width: 300 to 800mm)

- storage door module with manual lifting system
- 1 fixed shelf
- 3 adjustable shelves

UMLT450 Upper hygiene module - Wall mounted (possible width: 300 to 800mm)

- storage door module with manual lifting system
- 1 fixed shelf
- 3 adjustable shelves

UMLH650 Upper hygiene module - Wall mounted

- hygiene storage with door and manual lifting system
- dispensers for hand sanitizer, soap, paper towel, gloves and plastic cups
- 1 fixed shelf

UEP End panel for upper module (high pressure laminate)

LOWER MODULES

LEP End panel for lower module (high pressure laminate)

LMS650 Sink module

- stainless steel undermount sink and hands-free faucet
- trash chute on countertop with garbage bin included
- 2 doors

LMC300 Storage module for computer

- storage door module
- pre-installed USB fan

EVO41-PD Lower rear cabinet

- Satellite Surface™ : large Corian® working surface (25.5"x17.75") with drip edge, sliding and rotating mechanism
- left treatment module with 1 pocket door (O-S1D2L: 1 pull-out laminated working surface and 2 internal drawers) and 1 lower drawer
- pull-out central section for easy access to 1 sharps container
- right drawer module with 4 drawers
- electrical kit for integrated outlets (CSA/UL certified)


LMS650 Sink module

- stainless steel undermount sink and hands-free faucet
- trash chute on countertop with garbage bin included
- 2 doors

LEP End panel for lower module (high pressure laminate)

Evolution™ Rear 108" (9') - A

Mounted Module (MM)



UPPER MODULES

UEP End panel for upper module (high pressure laminate)

UMLH650 Upper hygiene module - Wall mounted

- hygiene storage with door and manual lifting system
- dispensers for hand sanitizer, soap, paper towel, gloves and plastic cups
- 1 fixed shelf

UMLT500 Upper hygiene module - Wall mounted (possible width: 300 to 800mm)

- storage door module with manual lifting system
- 1 fixed shelf
- 3 adjustable shelves

UMLT400 Upper hygiene module - Wall mounted (possible width: 300 to 800mm)

- storage door module with manual lifting system
- 1 fixed shelf
- 3 adjustable shelves

UMLT500 Upper hygiene module - Wall mounted (possible width: 300 to 800mm)

- storage door module with manual lifting system
- 1 fixed shelf
- 3 adjustable shelves

UMLH650 Upper hygiene module - Wall mounted

- hygiene storage with door and manual lifting system
- dispensers for hand sanitizer, soap, paper towel, gloves and plastic cups
- 1 fixed shelf

UEP End panel for upper module (high pressure laminate)

LOWER MODULES

MEP End panel for lower wall mounted module (high pressure laminate)

MMS650 Sink module - Wall mounted

- stainless steel undermount sink and hands-free faucet
- trash chute on countertop with garbage bin included
- 2 doors

MMD5A500 Storage module with drawers - Wall mounted (possible width: 300 to 650mm)

- lower storage with 5 drawers (without organizer)

MMT400 Treatment module - wall mounted (possible width: 400mm - 500mm - 600mm)

- flip-up & retractable door giving access to 1 pull-out working surface and 1 internal drawer
- 1 lower drawer
- 1 compartmented insert

MMD5A500 Storage module with drawers - Wall mounted (possible width: 300 to 650mm)

- lower storage with 5 drawers (without organizer)

MMS650 Sink module - Wall mounted

- stainless steel undermount sink and hands-free faucet
- trash chute on countertop with garbage bin included
- 2 doors

MEP End panel for lower wall mounted module (high pressure laminate)

Evolution™ Rear 108" (9') - B



UPPER MODULES

UEP End panel for upper module (high pressure laminate)

UMLH650 Upper hygiene module - Wall mounted
 - hygiene storage with door and manual lifting system
 - dispensers for hand sanitizer, soap, paper towel, gloves and plastic cups
 - 1 fixed shelf

UMLT400 Upper hygiene module - Wall mounted (possible width: 300 to 800mm)
 - storage door module with manual lifting system
 - 1 fixed shelf
 - 3 adjustable shelves

UMT41-T Upper rear module - Wall mounted
 - upper left and right storage modules for procedure tubs and trays (items not included), solid door and 3 adjustable melamine shelves in each section
 - central section for CPU tower (10" wide x 15" deep x 20" high), ventilation grids on top
 - LED lighted countertop
Option O-W
 - upper left and right storage modules for procedure tubs and trays (items not included)
 - door with translucent insert, 3 adjustable acrylic shelves and LED light in each section
Option O-ARMC
 - Sliding monitor arm (monitor not included)

UMLT600 Upper hygiene module - Wall mounted (possible width: 300 to 800mm)
 - storage door module with manual lifting system
 - 1 fixed shelf
 - 3 adjustable shelves

UEP End panel for upper module (high pressure laminate)

LOWER MODULES

LEP End panel for lower module (high pressure laminate)

LMS650 Sink module
 - stainless steel undermount sink and hands-free faucet
 - trash chute on countertop with garbage bin included
 - 2 doors

LMD5A400 Storage module with drawers (possible width: 300 to 650mm)
 - lower storage with 5 drawers (without organizer)

EVO41 Lower rear cabinet
 - Satellite Surface™ : large Corian® working surface (25.5"x17.75") with drip edge, sliding and rotating mechanism
 - left treatment module with 1 pocket door (O-S1D2L: 1 pull-out laminated working surface and 2 internal drawers) and 1 lower drawer
 - pull-out central section for easy access to 1 sharps container
 - right treatment module with 1 pocket door (O-D2R: 2 internal drawers) and 1 lower drawer
 - electrical kit for integrated outlets (CSA/UL certified)


LMD4A300 Storage module with drawers (possible width: 300 to 650mm)
 - lower storage with 4 drawers (without organizer)

LMP350 Storage module (possible width: 200 to 800mm)
 - lower storage with door(s) and 1 adjustable shelf

LEP End panel for lower module (high pressure laminate)

All front panels are made of High Pressure Laminate (different colors available) | All door hinges and drawer slides have soft-closing mechanism | The toe-kicks are water resistant and 150mm (6") high

Evolution™ Rear 124" (10' - 1/3")



UPPER MODULES

UMLH650 Upper hygiene module - Wall mounted

- hygiene storage with door and manual lifting system
- dispensers for hand sanitizer, soap, paper towel, gloves and plastic cups
- 1 fixed shelf

UMT41-T Upper rear module - Wall mounted

- upper left and right storage modules for procedure tubs and trays (items not included), solid door and 3 adjustable melamine shelves in each section
- central section for CPU tower (10" wide x 15" deep x 20" high), ventilation grids on top
- LED lighted countertop
- Option O-W*
- upper left and right storage modules for procedure tubs and trays (items not included)
- door with translucent insert, 3 adjustable acrylic shelves and LED light in each section

LOWER MODULES

CBP5450 Storage module (possible width: 300 to 650mm)

- storage with doors and 5 adjustable shelves

EVO41 Lower rear cabinet

- Satellite Surface™ : large Corian® working surface (25.5"x17.75") with drip edge, sliding and rotating mechanism
- left treatment module with 1 pocket door (O-S1D2L: 1 pull-out laminated working surface and 2 internal drawers) and 1 lower drawer
- pull-out central section for easy access to 1 sharps container
- right treatment module with 1 pocket door (O-D2R: 2 internal drawers) and 1 lower drawer
- electrical kit for integrated outlets (CSA/UL certified)
- Option O-VAC2*
- assistant kit fixed on the Satellite Surface™ (2 HVE, 1 SE, 1 syringe)
- pull-out central section for easy access to water bottle, solids collector and sharps container

CBP5500 Storage module (possible width: 300 to 650mm)

- storage with doors and 5 adjustable shelves

CBP5500 Storage module (possible width: 300 to 650mm)

- storage with doors and 5 adjustable shelves

All front panels are made of High Pressure Laminate (different colors available) | All door hinges and drawer slides have soft-closing mechanism | The toe-kicks are water resistant and 150mm (6") high

Evolution™ Configurations Variability

Various personalization options available for your own EVO™ model

Modules+ EVO41 + UMT41-P-W-ARM
Mounted Module (MM)



Modules+ EVO41-N-DD + UMT41-T-ARM



Evolution™ Configurations Rooms

Various personalization options available for your own EVO™ model



The advantages of using Corian®

When designing dental cabinetry, there are many different materials to choose from. One material that is incredibly popular is Corian® Solid Surface. Not only is it a versatile material that continues to be used in a variety of applications, but it is also a safe option.

Corian® Solid Surface is a non-porous material made from a blend of natural minerals and acrylic resin. DuPont developed Corian® Solid Surface in 1967, and since then it has become a popular choice for architects, designers, and homeowners alike.

One of the significant advantages of Corian® is that it is free from silica. Silica is a naturally occurring mineral in many construction materials, including concrete, brick, and stone. When these materials are cut or drilled, they release fine particles of silica into the air that can be harmful if inhaled. These particles are so small that they can penetrate deep into the lungs and cause long-term health problems like silicosis, lung cancer, and other respiratory diseases.

By choosing Corian® Solid Surface without silica, you can help protect the health of factory workers and end users. When Corian® is cut or sanded, it does not release any harmful silica dust into the air making it a safer option for anyone who is working with the material, and high air quality in your home or workplace – Corian® is low VOC and Greenguard certified.

Protect our air quality and respiratory health and choose Corian® with zero silica for your next project. By using Corian®, you can be part of the solution to create a safer and healthier environment for everyone.

Corian® offers several advantages, making it a popular choice for various applications:


- **Durability:** Corian® is highly resistant to scratches, stains, and impacts, ensuring longevity and maintaining its appearance over time.
- **Non-Porous Surface:** Its non-porous nature prevents the absorption of liquids and the growth of bacteria, making it a hygienic option for wet environments.
- **Easy Maintenance:** Cleaning Corian® is simple—most stains can be wiped away with soap and water, and it doesn't require sealing or special treatments.
- **Design Flexibility:** Corian® can be easily shaped and molded into various forms, allowing for creative and customized designs, including seamless installations.
- **Seamless Design:** The ability to create seamless installations reduces crevices where dirt and germs can accumulate, enhancing safety and cleanliness.
- **Repairable:** Minor scratches or damage can often be sanded out, making it easy to maintain its original look without needing replacement.
- **Eco-Friendly Options:** Some Corian products are made with recycled materials, contributing to sustainability efforts.

These advantages make Corian® a versatile and practical choice for countertops and other surfaces in your dental office.



Evolution™ Color Chart


CORIAN® COUNTERTOP:



GLACIER WHITE
Corian® GR1



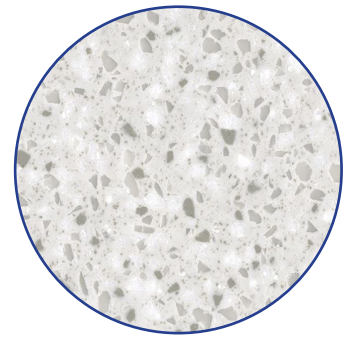
LINEN
Corian® GR1



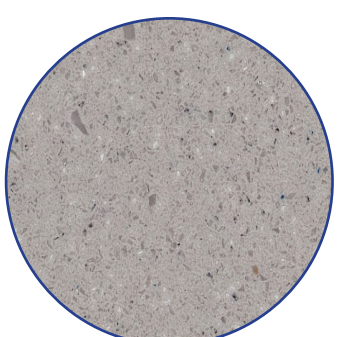
ANTARCTICA
Corian® GR2



SAND STORM
Corian® GR3




SILVER BIRCH
Corian® GR3



DOVE
Corian® GR2




ARTISTA GREY
Corian® GR2




DOESKIN
Corian® GR3

**colors may vary between color palette


FORMICA® LAMINATE PANELS:



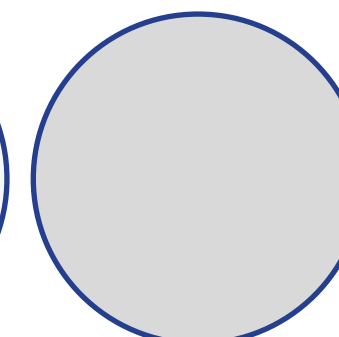
NEUTRAL WHITE
918-58



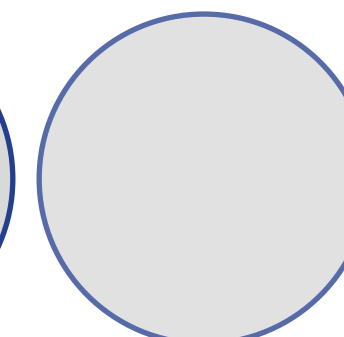
**BRIGHT WHITE
(MAT / MATTE)**
459-58




**BRIGHT WHITE
(LUSTRÉ / GLOSSY)**
459-90




**FOLKSTONE
(MAT / MATTE)**
927-58




**FOLKSTONE (LUSTRÉ /
GLOSSY)**
927-90




STORM
912-58



WALNUT RIFTWOOD
9283-58



GREIGE SOFTWOOD
4924-58

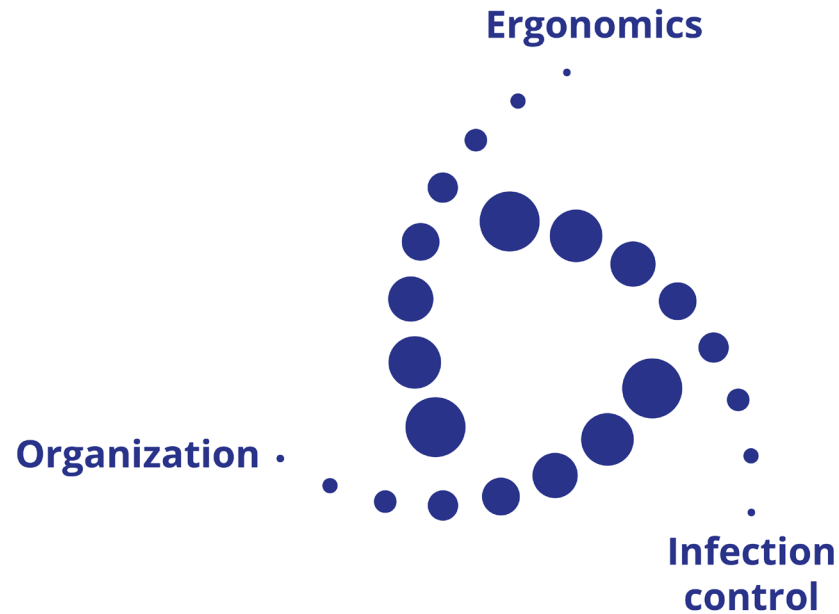


BUFF ELM
5793-58

**colors may vary between color palette

Triangle Furniture Systems

PART OF **PLANMECA** GROUP



Triangle Furniture Systems Inc. | 1760 St Regis Blvd, Dorval QC H9P 1H6 Canada
For more information, please contact us at 1 (877) 424-4040 or info@triangleplanmeca.com

Images may contain optional items not included in standard delivery. Available configurations and features may have country or area specific variations. Some products displayed may not be available in all countries or areas. Rights to make changes are reserved.